

FEATURES

- + All 17 tactile keys are programmable, up to 119 characters per key with programmable inter-string delays
- + Programming utility to create layouts for multiple keypads
- + No programming accessory kit, TSR program, or battery required
- + High quality, stainless steel dome disk, switches last more than 3 million cycles
- + Data set includes all alphanumeric, control, function and optional international output codes
- + Internal beeper
- + Various legend sheet options available

KB1700

Kitchen Bump Bar

The KB1700 is one of the most popular bump bars on the market today, built to withstand the most demanding requirements of kitchen systems and other industrial applications.

The KB1700 is one of the most programmable bumpbars on the market. Using a powerful Windows-based programming utility that stores key definitions in a data file, an integrator can create a program layout for multiple keypads, rather than programming key by key, keypad by keypad. The KB1700's I/O ports allow daisy-chaining of other input devices. It provides either a PS/2 or USB output and supports true keyboard wedge functions, operating with or without a computer keyboard.



KB1700 specifications

KEYBOARD

Keys: Stainless steel dome disks
Life cycle: > 5 million tactile operations

ELECTRICAL

Input Voltage (from comp.): +5VDC
Current: 25 max

ENVIROMENTAL

Operating temperature: 0°C to +50°C (32°F to 122°F)
Storage temperature: -20°C to +70°C (-4°F to 158°F)
Relative humidity
Operating: 85% max. non-condensing
Non-operating: 90% max. non-condensing
Vibration (10 to 55 Hz.): 4G's
Shock: 40 G's

MECHANICAL

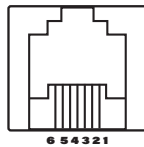
Weight without bracket: 0.70 lbs (0.32 Kg)
Weight with bracket: 1.40 lbs (0.64 Kg)
Dimensions without bracket attached (W x H x D): 9.25in x 3.50in x 1.13in (23.54cm x 8.89cm x 2.87cm)
Dimensions with bracket attached (W x H x D): 9.25in x 2.86in x 4.00in (23.54cm x 7.26cm x 10.16cm)

PROGRAMMING THE KEYPAD

1. Use the utility software supplied with keypad to program up to 119 alphanumeric characters per key. Utility program will program write to and read from computer disk memory.
2. Keypad supports special IBM 101 control keys (Shift, Ctrl, Alt, F1 through F12, and up/down/left/right/ arrows keys).

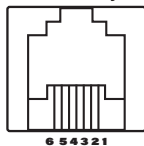
CONECTORS PINOUTS

J1 (RJ11 Female)
to Computer



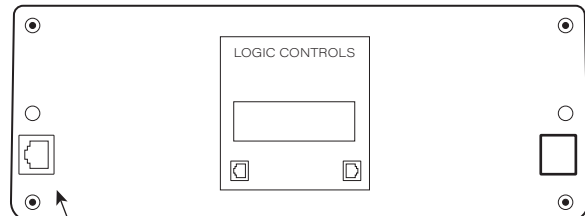
- 1 Keyboard clock
- 2 CPU data
- 3 No conection
- 4 Ground
- 5 +5VDC
- 6 Chassis ground

J2 (RJ11 female)
to 101 Keyboard



- 1 Keyboard clock
- 2 Data
- 3 No conection
- 4 Ground
- 5 +5VDC
- 6 Chassis ground

CONNECTOR ARRANEMENT



RJ11 Female
To Computer

GENERAL INFORMATION

Manual, programming cables, programming software, and mounting bracket supplied

